

NEWS & VIEWS

A MONTHLY PUBLICATION FOR MEMBERS
OF HENDRICKS POWER COOPERATIVE

MAY 2022
VOL 15 | ISSUE 5

What's Inside:

Capital Credit Payments

pg 1

Beautifying Your Big Green Box

pg 2

Avoid Downed Power Lines

pg 3

MAY 2022

AROUND TOWN

Calendar of Events

MAY 8

Mother's Day

Thank you to all of the hard-working mothers for all they do. Enjoy your day!

MAY 15

Raise the Woof

Avon Wedding Barn
4 PM

Join Misty Eyes for its annual fundraiser to support local animals in need. Enjoy a silent auction, dinner, drinks, and music. Tickets begin at \$50.

Learn More:

<https://www.mistyeyes.org/rtw>

MAY 21

MHA Walking for the Health of It

Williams Park, Brownsburg
9:30 AM

Mental Health America of Hendricks County will sponsor a 5K run/walk and a 1-mile dedication walk to support mental health.

Learn More:

<https://tinyurl.com/4zubar8j>

MAY 22

Benefit Concert for Susie's Place

The Royal Theater, Danville
7:00 PM

Intimate acoustic concert at the Royal Theater in Danville with Billy Dean and Special Guest Levi Riggs all to benefit Susie's Place. Tickets start at \$100.

Learn More:

<https://tinyurl.com/2du4nbbk>



CAPITAL CREDITS

Capital Credit Payments Made to Members

Hendricks Power Cooperative has announced that on March 23, our board of directors completed an annual review of capital credits and approved a general retirement distribution/refund for all of year 2001 and approximately half of year 2002. Members who received service from Hendricks Power during those years should receive a capital credit check from the cooperative. Checks will mail April 30, 2022 and are valid for 90-days.

What are capital credits?

Because Hendricks Power is a Cooperative, owned by its members, it does not technically earn profits. Capital credits are the retained "margins" leftover at the end of a year – basically the difference between operating costs or cost of doing business and the total amount of money collected. This capital allows Hendricks Power to finance operations and construction.

If I did not receive electric service from 2001-2002 will I get a capital credit distribution?

Not at this time. The Capital Credit General Retirement distribution/refunds will only be made to members receiving their electric service from Hendricks Power Cooperative during the years 2001-2002. However, it is important that you keep your member record information updated with us regarding any changes or life events (death, divorce, name change, moving, telephone #, etc.) should your years be retired/refunded at a later date. If any of these events have occurred, please contact us so we can review and update the member record.

Contact us by calling the Cooperative at 1-800-876-5473 ext. 4008 or (317) 745-5473 ext. 4008 should you have any questions regarding the capital credits.

There are many members and former members with whom we have lost contact. To view the list of members with "unclaimed capital credits" please visit <https://www.hendrickspower.com/capital-credits>



Beautifying your Big Green Box

Many members have pad-mounted transformers in their yards. These "big green boxes" can usually be found in your front yard, especially in subdivisions or neighborhoods. These transformers play a big part in making sure everyone in your neighborhood has electricity.

Many people don't know that during outages and maintenance, our crews need to access the inside of the transformer. These boxes house dangerous high-voltage equipment that requires 8' clearance in the front and 4' around the sides.

We know transformer boxes can make landscaping and beautifying your front yard a bit of a challenge. Here are a few helpful suggestions that won't extend outages or interfere with maintenance.

DO:




Plant a variety of colorful flowering ground-cover plants. Some of our favorite low-maintenance types include the **Creeping Phlox** or the **Lithodora**.



Look for perennials that offer coverage and height, but don't block your transformer. Bushes or woody plants should be avoided as they will need to be transplanted. A few of our suggestions include classic **Tulips, Gladiolus, and Irises**. Try **Lily of the Valley** if you're looking for something longer-lasting.



Creeping Phlox




Lithodora




Gladiolus



Tulip



Iris



Lily of the Valley

Photos courtesy of Lowes

DON'T:




Use **artificial boulders** to completely cover your transformer. Our crew needs to be able to locate transformers fast to provide reliable electricity.



Plant bushes, trees, or any **woody plants with hard stems or stalks**. These plants will need to be transplanted and can result in extended outages.

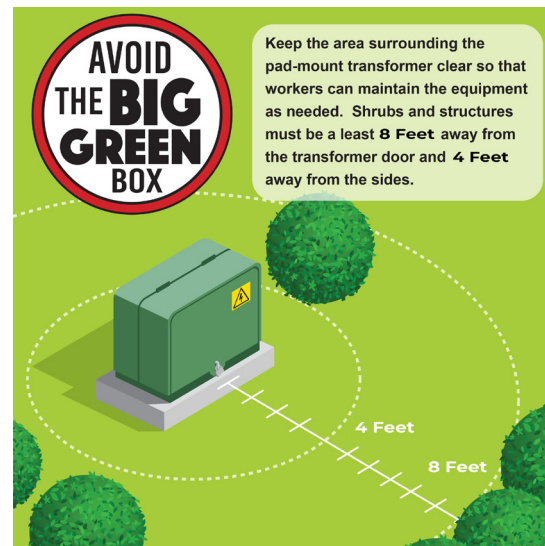


Place decorative **fences or gates**. Our crew needs to be able to locate and access your transformer whenever an outage arises.



Always allow 8' of clearance in the front of transformers.

Photos courtesy of Start at Home Decor, 99 Architects, and Fast Rocks



IF YOU SEE A DOWNED POWER LINE, MOVE AWAY FROM IT.

Keep a distance of 35 feet, as the ground around downed power lines may be energized.

ADDITIONAL TIPS:

Don't touch anything touching downed power lines.

Assume **ALL** downed power lines are live. They don't have to be arcing, sparking or humming; they can be as quiet as they usually are.

If you see someone in direct or indirect contact with a downed line, **DO NOT** touch him or her. You could become energized as well. Call 911 for assistance.

NEVER attempt to move a downed power line or anything else in contact with it, even with an object such as a broom or a tree branch. Non-conductive materials like wood or cloth can conduct electricity if even slightly wet.

Don't step in water near downed lines.

Never drive over a downed power line.



ENERGY EFFICIENCY

Energy Efficiency Tip of the Month

Even in summer months, adding insulation to your attic can keep your home more comfortable and save energy. Your attic insulation level should be above your floor joists. If your insulation level is lower, it may be time to add more!

Be sure your attic insulation is even and all areas along the eaves are adequately covered!

Source: www.energy.gov



Know what's below.
811 before you dig.

www.indiana811.com